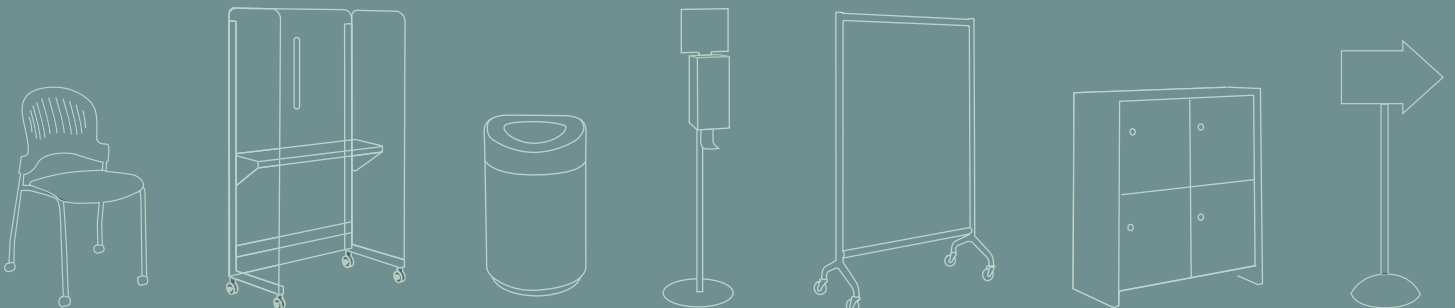


SAFCO®

SAFE COLLECTION

Planning Guide For A Safe Return To The Workplace.



Planning for the New Workday

As you welcome your team back to work, your daily routines and workplace might need a few adjustments to keep people feeling safe and healthy. Thoughtful additions that prioritize well-being will go a long way in making employees feel respected and valued, while also enhancing their productivity in the new world of work.

TABLE OF CONTENTS

Cleanable Seating	3 >
Workplace Wellness Essentials	5 >
Hands-Free Waste Management	9 >
Outdoor Spaces	10 >
Storage for Inventory	14 >
Whiteboard Screens & Wayfinding Signage	17 >



CLEANABLE SEATING

Durable & Purposeful

Better manage the new workday with folding, stacking, and mobile seating solutions that are easy to clean, easy to move, and easy to store. Made of durable materials that withstand frequent cleanings and lightweight enough to address quick changes, our seating solutions ensure that workspaces stay productive and safe.

Cleanable Seating



Sassy® Stack Chair

Plastic stack chair with casters and arms.

QTY: 2 / CARTON #4183



Reve™ GuestBistro Chair

Sled base plastic stackable chair with glides.

QTY: 2 / CARTON #6804



Bandi™ Shell Stack Chair

Straight leg plastic stackable chair.

QTY: 2 / CARTON #4275



Next™ Stack Chair

Straight leg plastic stackable chair with glides.

QTY: 4 / CARTON #4314



Metro™ Extended-Height Chair

Extended-height chair with thickly cushioned seat & back with casters.

QTY: 1 / CARTON #3442



Alday™ 24/7 Task Chair

Intensive-use task chair with supportive cushioning

QTY: 1 / CARTON #3391 Optional Arms: #3399BL






WORKPLACE WELLNESS ESSENTIALS

Protective & Productive

Transform current settings into healthier work areas for your team. Cleanable divider screens give workers a safe barrier for protection with transparent materials that promote a sense of openness and allow light to flow through. Easily retrofitted into existing workstations, downtime is minimized so your organization can get up and running quickly.

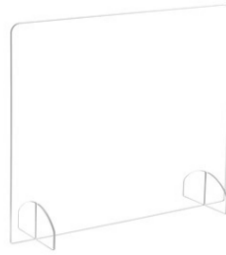
Workplace Wellness Essentials



Multi-Workstation Tabletop Wellness Screen

Freestanding acrylic tabletop screen.

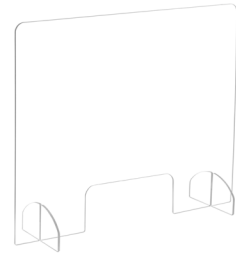
QTY: 1/ CARTON #7504



Portable Freestanding Acrylic Sneeze Guard

Freestanding 23.5"H acrylic screen.

QTY: 1/ CARTON #7502



Portable Freestanding Acrylic Sneeze Guard with Document Pass-Through

Freestanding 23.5"H acrylic screen.

QTY: 1/ CARTON #7505



Portable Freestanding Acrylic Sneeze Guard with Document Pass-Through

Freestanding 28"H acrylic screen with pass-through.

QTY: 1/ CARTON #7500



3-Sided Wellness Screen

Adhesive-mounted acrylic wellness screen.

QTY: 1/ CARTON #7503



Desktop Privacy & Wellness Panel

Acrylic panel for desktop 23.5"W x 23.5"H.

QTY: 1/ CARTON #7515



Desktop Privacy & Wellness Panel

Acrylic panel for desktop 47.5"W x 23.5"H.

QTY: 1/ CARTON #7516



Desktop Privacy & Wellness Panel

Acrylic panel for desktop 59.5"W x 23.5"H.

QTY: 1/ CARTON #7517



Hand Sanitizer Stand

Sanitizing station helps employees stay bacteria free while on-the-go.

QTY: 1/ CARTON #7512



3-Sided Hinged Wellness Screen

Polycarbonate safety barrier to keep individuals safe at work or school.

QTY: 1/ CARTON #7511



Workplace Wellness Essentials



Impromptu® Full Acrylic Screen

Mobile collaboration screen, measuring 42 x 72" keeps separation between students or coworkers

QTY: 1 / CARTON #8510



Acrylic Single Sneeze Guard Cubicle Panel Extender

Increase the surface area of sneeze guards for added protection. 3-sizes

QTY: 1 / CARTON #7523 #7524 #7525



Modular Guard Acrylic Frame

Core partition component of the Modular Wellness Guards product line.

31½"W x ¾"D x 31½"H

QTY: 1 / CARTON #7552



Modular Guard Mobile Tall Stand

Movable heavy-duty floor stand for space division or retail signage display. 27"W x 18"D x 39¼"H

QTY: 1 / CARTON #7553



Modular Guard Tall Floor Mount

Permanent floor application for space division or retail signage display. 2"W x 4"D x 39"H

QTY: 1 / CARTON #7557



Modular Guard Ganging Kit

Connects frames together on any side to create larger arrangements. 1"W x 1"D x 1½"H

QTY: 1 / CARTON #7555



Modular Guard Counter Mount

Permanent connection with transaction space for counters, tabletops and some floor applications.

2"W x 4"D x 7½"H

QTY: 1 / CARTON #7556





HANDS-FREE WASTE MANAGEMENT

Neat & Clean

Encourage employees to make responsible, environmentally-driven decisions with their waste disposal while ensuring their safety when doing so. Centralized waste and recycling hubs consolidate waste disposal for ease of cleaning and sanitizing. Hands-free trash receptacles reduce the need for physical touch, keeping workers healthy as they maintain spotless spaces.

Waste Management

Hands-Free Receptacles



Stainless Step-On Receptacle

4 gallon stainless steel trash can with step-on pedal.

QTY: 1/ CARTON #9685



Stainless Step-On Receptacle

7 gallon stainless steel trash can with step-on pedal.

QTY: 1/ CARTON #9686



Stainless Step-On Receptacle

10 gallon stainless steel trash can with step-on pedal.

QTY: 1/ CARTON #9687



Ellipse Step-On Receptacle

3 gallon stainless steel trash can with step-on pedal.

QTY: 1/ CARTON #9901



Ellipse Step-On Can

7.5 gallon stainless steel trash can with step-on pedal.

QTY: 1/ CARTON #9902



Plastic Step-On Can

8 gallon plastic trash can with step-on pedal.

QTY: 1/ CARTON #9924



Plastic Step-On Can

12 gallon plastic trash can with step-on pedal.

QTY: 1/ CARTON #9925



Plastic Step-On Can

32 gallon plastic trash can with step-on pedal.

QTY: 1/ CARTON #9926



Plastic Step-On Receptacle

4 gallon plastic trash can that easily slides under most work surfaces.

QTY: 1/ CARTON #9710



Plastic Step-On Receptacle

Large 17 gallon capacity with step-on foot pedal.

QTY: 1/ CARTON #9922



Plastic Step-On Receptacle

Large 23 gallon capacity with step-on foot pedal.

QTY: 1/ CARTON #9923





OUTDOOR SPACES

An Inviting Approach

When planning a safe return to the workplace, consider maximizing outdoors spaces as a way to provide workers with a safe alternative offering fresh air and added room for social distancing. These spaces are expected to be very popular since people will not need to wear face coverings as long as they are a minimum of six feet apart.

Outdoor Spaces

Seating, Tables & Benches



CoGo™ Steel Outdoor/Indoor Stack Chair (Qty. 2)

Multipurpose stacking metal chair for outdoor or indoor use

QTY: 2/ CARTON #4360



CoGo™ Steel Outdoor/Indoor Table, Round, 36"

36" round table, ideal for outdoor use, easily adaptable for indoor use.

QTY: 1/ CARTON #4362



CoGo™ Steel Outdoor/Indoor Table, Round, 30"

30" round table, ideal for outdoor use, easily adaptable for indoor use.

QTY: 1/ CARTON #4361



CoGo™ Steel Outdoor/Indoor Bench

Versatile outdoor/indoor steel bench.

QTY: 1/ CARTON #4368



Outdoor Spaces

Outdoor Receptacles



Evos™ Series Steel Receptacle

15 gallon steel indoor / outdoor trash can

QTY: 1/ CARTON #9932



Evos™ Series Steel Receptacle

38 gallon steel indoor / outdoor trash can.

QTY: 1/ CARTON #9934



Evos™ Series Steel w/ Ash Urn

15 gallon steel trash can with ash urn.

QTY: 1/ CARTON #9933



Evos™ Series Steel w/ Ash Urn

38 gallon steel trash can with ash urn.

QTY: 1/ CARTON #9935



Canmeleon™ Recessed Panel, Side Open

38 gallon waste receptacle with side openings.

QTY: 1/ CARTON #9476



Canmeleon™ Recessed Panel, Ash Urn, Side Open

15 gallon waste receptacle with ash urn and side openings.

QTY: 1/ CARTON #9474



Canmeleon™ Recessed Panel, Ash Urn, Side Open

38 gallon waste receptacle with ash urn and side openings.

QTY: 1/ CARTON #9477



Canmeleon™ Aggregate Panel, Side Open

38 gallon waste receptacle with side openings.

QTY: 1/ CARTON #9472



Canmeleon™ Aggregate Panel, Ash Urn, Side Open

15 gallon waste receptacle with ash urn and side openings.

QTY: 1/ CARTON #9470



Canmeleon™ Aggregate Panel, Ash Urn, Side Open

38 gallon waste receptacle with ash urn and side openings.

QTY: 1/ CARTON #9473



Square Ash And Trash Receptacle

3 gallon, outdoor trash can and ash urn built from black steel with chrome accents.

QTY: 1/ CARTON #9696



Ash Urn

heavy-gauge, steel-bodied trash can with anodized aluminum sand urn.

QTY: 1/ CARTON #9698



Waste Management

Outdoor Receptacles



Canmeleon™ Indoor/Outdoor Waste Receptacle

30 gallon pentagon waste receptacle.

QTY: 1/ CARTON #9485



Canmeleon™ Recessed Panel, Open Top

38 gallon waste receptacle with open top.

QTY: 1/ CARTON #9475



Canmeleon™ Indoor/Outdoor Waste Receptacle

45 gallon pentagon waste receptacle.

QTY: 1/ CARTON #9486



Onyx™ Waste Receptacle

Steel mesh indoor / outdoor 36 gallon waste receptacle.

QTY: 1/ CARTON #9936



Twist™ Waste Receptacle with Closed Top

Indoor / Outdoor, closed top, 32 gallon trash can.

QTY: 1/ CARTON #9371



Twist™ Waste Receptacle, Open Top

Indoor / Outdoor, open top, 32 gallon trash can.

QTY: 1/ CARTON #9372





STORAGE FOR INVENTORY

Supportive & Efficient

With enhanced cleaning and safety protocols, essential supplies will need to be kept on-hand and easily accessible. Durable shelving and storage units allow you to store and organize cleaning materials, personal protective equipment, and any office items needed for the new workday.

Storage For Inventory



48" W x 18" D Boltless Shelving

Extra strength, steel shelf storage unit with a durable powder coat finish.

QTY: 1 / CARTON #5246



48" W x 24" D Boltless Shelving

Extra strength, steel shelf storage unit with a durable powder coat finish.

QTY: 1 / CARTON #5244



48" W x 24" D Industrial Wire Shelving

Extra strength, welded wire construction storage shelf.

QTY: 1 / CARTON #5294



48" W x 18" D Industrial Wire Shelving

Extra strength, welded wire construction storage shelf.

QTY: 1 / CARTON #5219



36" W x 24" D Industrial Wire Shelving

Extra strength, welded wire construction storage shelf.

QTY: 1 / CARTON #5288



48" W x 18" D Commercial Wire Shelving

extra strength, steel construction storage shelf.

QTY: 1 / CARTON #5241



36" W x 18" D Commercial Wire Shelving

extra strength, steel construction storage shelf.

QTY: 1 / CARTON #5276



48" W x 24" D Boltless Steel & Particleboard Shelving

Extra strength, steel shelf storage system with particleboard shelves.

QTY: 1 / CARTON #6244



Shelves for Archival Shelving

Steel pack and particle board shelving addition.

QTY: 4 / CARTON #5261



36" W x 18" D Boltless Shelving

Extra strength, steel shelf storage unit with a durable powder coat finish.

QTY: 1 / CARTON #5245



36" W x 24" D Boltless Shelving

Extra strength, steel shelf storage unit with a durable powder coat finish.

QTY: 1 / CARTON #5247



36" W x 18" D Boltless Steel & Particleboard Shelving

Extra strength, steel shelf storage system with particleboard shelves.

QTY: 1 / CARTON #6245



Storage For Inventory



Steel Pack Archival Shelving

Extra strength storage shelving. Hold up to 80, 12"W x 15"D x 10"H letter/legal archival storage boxes.

QTY: 1 / CARTON #5260



48" W x 18" D Boltless Steel & Particleboard Shelving

Extra strength, steel shelf storage system with particleboard shelves.

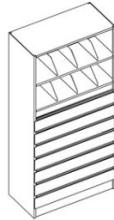
QTY: 1 / CARTON #6246



36" W x 24" D Boltless Steel & Particleboard Shelving

Extra strength, steel shelf storage system with particleboard shelves.

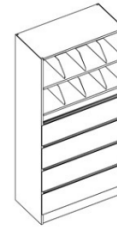
QTY: 1 / CARTON #6247



4-Post Starter 36"Wx76"Hx18"D

4-Post shelving with 6"H roll out drawers and slotted shelves with dividers.

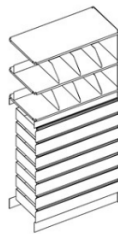
QTY: 1 / CARTON #EFSR367676S



4-Post Starter 36"Wx76"Hx18"D

4-Post shelving with 10"H roll out drawers and slotted shelves with dividers

QTY: 1 / CARTON #ESFR3676410S



4-Post Adder 36"Wx76"Hx18"D

4-Post shelving with 6"H roll out drawers and slotted shelves with dividers.

QTY: 1 / CARTON #EFSR367676A



4-Post Adder 36"Wx76"Hx18"D

4-Post shelving with 10"H roll out drawers and slotted shelves with dividers.

QTY: 1 / CARTON #EFSR3676410A



WHITEBOARD SCREENS & WAYFINDING SIGNAGE

Multi-tasking & Movable

Screens, barriers and signage are needed in the workplace now more than ever, but there's no reason why they can't do more than just divide space. Lightweight and mobile, whiteboard screens and wayfinding signs help to divide space, address new protocols and guide workers and guests on desired traffic flows.

Whiteboard Screens & Wayfinding Signage



Wave™ Desk Accessory

Desktop Whiteboard & Magnetic Document Stand.

QTY: 1 / CARTON #3220



Rumba™ Screen Whiteboard

42" W x 66" H full panel, magnetic and double-sided whiteboard screen.

QTY: 1 / CARTON #2017



Rumba™ Screen Whiteboard

36" W x 66" H full panel, magnetic and double-sided whiteboard screen.

QTY: 1 / CARTON #2016



Impromptu® Full Whiteboard

42" W x 72" H full magnetic whiteboard panel atop a black steel frame.

QTY: 1 / CARTON #8511



Rumba™ Screen Whiteboard

36" W x 54" H full panel, magnetic and double-sided whiteboard screen.

QTY: 1 / CARTON #2014



Rumba™ Screen Whiteboard

42" W x 54" H full panel, magnetic and double-sided whiteboard screen.

QTY: 1 / CARTON #2015



Write Way® Rectangle Sign

Black, dual-sided rectangular dry erase board directional sign.

QTY: 1 / CARTON #4117



Write Way® Octagon Sign

Black, dual-sided octagonal dry erase board directional sign.

QTY: 1 / CARTON #4118



Write Way® Directional Sign

Black, dual-sided dry erase board with directional arrow.

QTY: 1 / CARTON #4173



SAFCO[®]

SAFE COLLECTION

www.safcoproducts.com

SAFE_BROC_6622