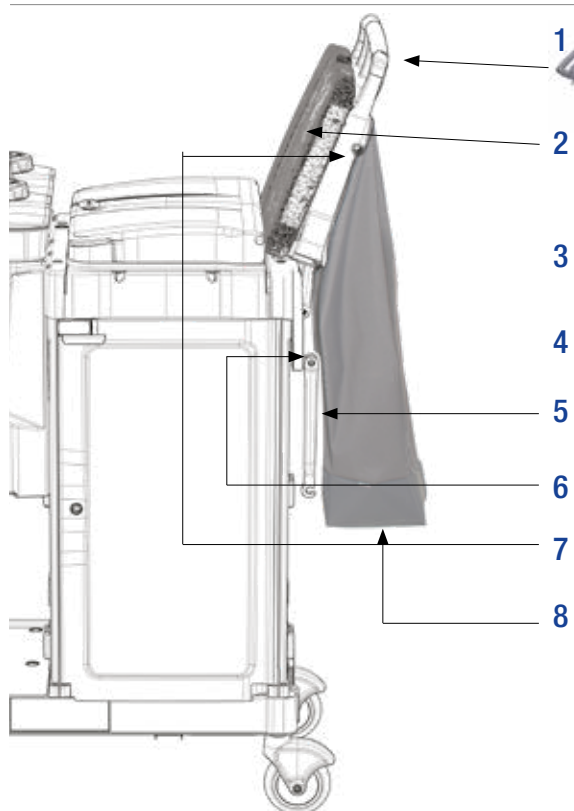


Alpha & Equodose

Parts Replacement & Maintenance Guide



ALPHA FOLDABLE BAG HOLDER PARTS



P8161115U
Space Saver 32 gallon Plastic Bag Holder Frame (male) w/ push bar, bag stretchers, bag hooks, handle & dust pan supports; slots for pistons; dark gray.



P291920UA
32 gallon Bag Holder Cover w/lockable compartment, check-list holder; gray/blue.



SLP021100015U
Right Key for 32 gallon Space Saver Bag Holder Right Support Arm; gray.



SLP021100016U
Left Key for 32 gallon Space Saver Bag Holder Left Support Arm; gray.



SLP021100014U
Support Arm for 32 gallon Space Saver Bag Holder; gray.



60092U
Double pin male/female for support arm.



P190925U
Plastic Pin for 32 gallon bag holder cover.



0000AT0180U
32 gallon bag, gray w/ grommets & zipper (for easy trash removal).

ATTACHMENT / HANGING PARTS

- 1  P1909958U
4 1/4" Hanging Bar for dome (short, in front of door) for use with UNI-Move only; gray.
- 2  P1929969U
5 1/2" Hanging Bar for 40 gallon bag holder (long). To hang floor signage and use with UNI-Move.
- 3  P1919969U
4 1/4" Hanging Bar for dome (short). To hang floor signage and use with UNI-Move.
- 4  P1909901U
1" Hanging Bar for use with UNI-Move.
- 5  0000SM00250U
UNI-Move Handle Hang Holder for .8"-1.5" diameter telescopic poles/handles; gray.

DOMES & LID PARTS

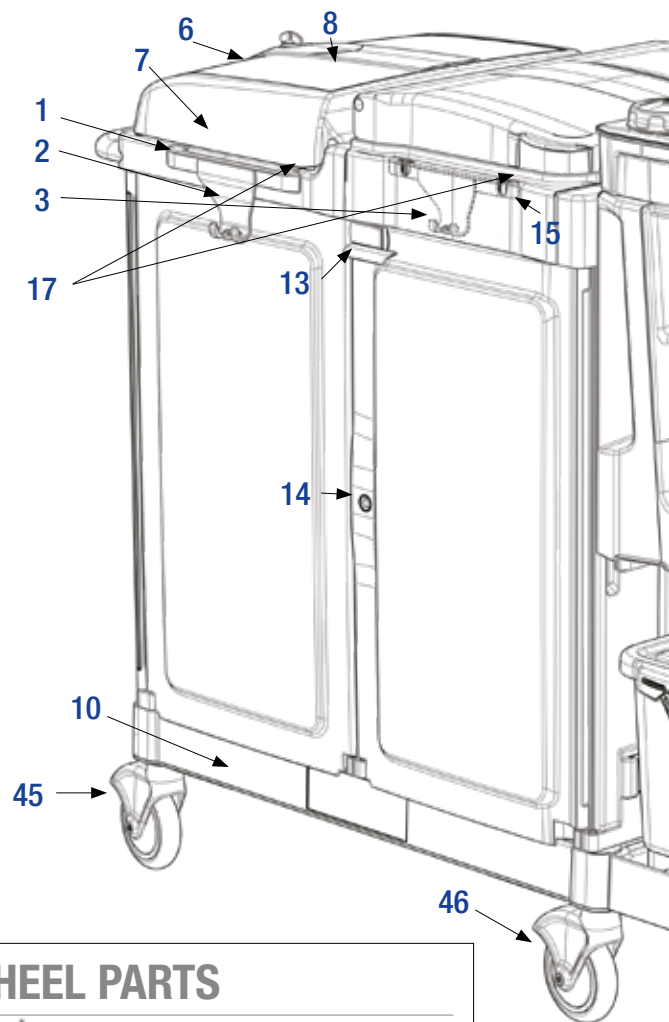
- 18  P5199903U
Dome Frame without lid with plugs, pistons; gray.
- 19  P2909944U
Lid for dome, complete with locking mechanism, 2 pins, key; gray.
- 20  P3199903U
Dome Frame w/ lockable lid complete with plugs, pistons; dark gray.
- 21  0000SM00232
Dome cover lock mechanism for Alpha Workstation complete with hardware (1 screw item#30084).
- 22  0000SLP95002U
Pin for fixing Alpha dome cover, item# P3199903U.

ENCLOSED BAG HOLDER PARTS

- 6  P2909955A
Cover for 40 gallon bag holder with lockable compartment / check-list holder; gray/blue.
- 7  P8169905U
Plastic 40 gallon Bag Holder (male) #1P8169905U complete with screws, washers, plugs; dark gray.
- 8  P2909912U
Divider insert for 40 gallon bag holder.
- 9  0000SLP20003U
Plastic Pin for 40 gallon bag holder cover.
- 10  i1900090
37.4"/5" Wheel Metal Rod for foot pedal mechanism only.
- 11  P1909908U
Plastic Pin for assembling pedal kit; dark gray.
- 12  P1909915U
Foot pedal for Alpha Workstations

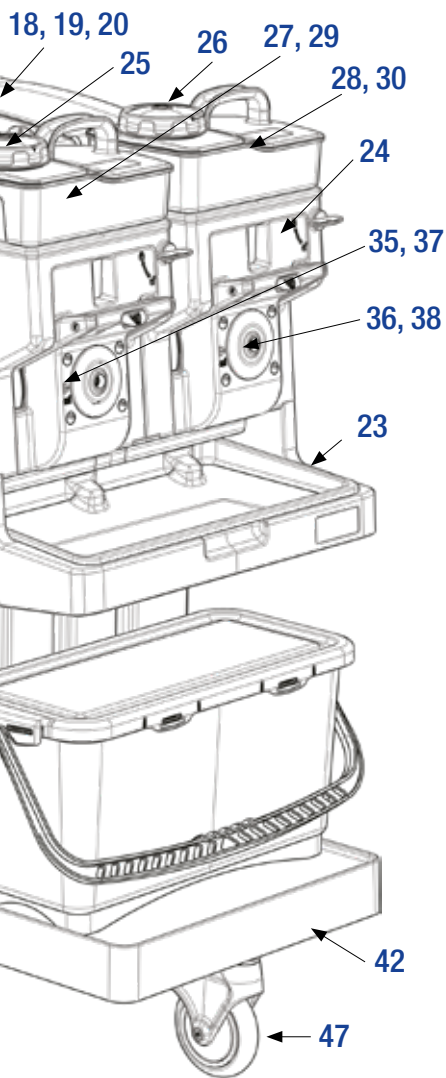
MISCELLANEOUS PARTS

- 13  0000SM00272
Door Latch with hidden key compartment.
- 14  0000SM00231
Door Lock Mechanism for Alpha Workstations complete w/ hardware (1 screw item# 30084)
- 15  P1909904U
1" insert to close slots for attachments.
- 16  P1901101U
Plastic 0.63" (16mm) diameter plug for bag holder, upper central tray, closing insert; gray.
- 17  P190908U
Hydraulic piston for lids and covers.



WHEEL PARTS

- 45  24011299
5" Swivel Ball Bearing Wheels for base (rear), co-polymer, with brake.
- 46  24011298
5" Swivel Ball Bearing Wheels for base (front), co-polymer.
- 47  34011274
5" Swivel Ball Bearing Wheels, co-polymer, for 12.5" base extension.
- 48  SLZ0960000005
5" diameter Fixed Wheels Rod.



EQUODOSE® PARTS

- | | | | | | |
|-----------|---|---|-----------|---|--|
| 23 |  | P110004A Tray for Equodose; blue. | 31 |  | SLP093000011U EPDM Equodose tank valve. |
| 24 |  | P110006U Front Shell, single tank Equodose; gray. | 32 |  | SLP0930000038 VITON-B Equodose tank valve. |
| 25 |  | P210018A Lockable lid for Equodose tank complete w/ key; blue. | 33 |  | SLX093000003H EPDM Equodose tank valve o-ring. |
| 26 |  | P210018U Lockable lid for Equodose tank complete w/ key; gray. | 34 |  | SLX093000011G VITON-B Equodose tank valve o-ring. |
| 27 |  | P210017TA EPDM Equodose single tank 1.5 gallon, lockable cap; blue. | 35 |  | P110021UA EPDM Equodose pump complete, blue lever, 2-12 oz. dosing dial. |
| 28 |  | P210017TU EPDM Equodose single tank 1.5 gallon, lockable cap; gray. | 36 |  | P110021UU EPDM Equodose pump complete, gray lever, 2-12 oz. dosing dial. |
| 29 |  | P210022TA VITON-B Equodose single tank 1.5 gallon, lockable cap; blue. | 37 |  | P110020UA VITON-B Equodose pump complete, blue lever, 2-12 oz. dosing dial. |
| 30 |  | P210022TU VITON-B Equodose single tank 1.5 gallon, lockable cap; gray. | 38 |  | P110020UU VITON-B Equodose pump complete, gray lever, 2-12 oz. dosing dial. |

BASE EXTENSIONS, SIDE BASKET PARTS

- | | | |
|-----------|---|---|
| 39 |  | P1191100U 10" wide Side Basket; dark gray. |
| 40 |  | P2191102U 5" wide Side Basket; dark gray. |
| 41 |  | P515030U 16.5" Base Extension w/ two non-marking 5" diameter wheel; dark gray. |
| 42 |  | P075030U 12.5" Base Extension w/ one non-marking 5" diameter wheel; dark gray. |
| 43 |  | P165000U 8.75" Base Small Extension; dark gray. |
| 44 |  | P165001U 3.5" Base Extension; dark gray. |

KEY MANAGEMENT

- | | | | |
|---|---|--|---|
|  | P1909916Q 5/16" Universal Locking Key without tabs, co-polymer; dark gray. |  | 0000SM00633 Complete Set: 1 Lanyard, 1 Retractable Key Ring, 5 Universal Locking Keys. |
|  | P110014U 5/16" Equodose Locking Key with tabs, co-polymer; gray. |  | 0000SM00634 Complete Set: 1 Retractable Key Ring, 5 Universal Locking Keys. |

MAINTENANCE TIPS

Alpha Workstation

- The Alpha Workstation is made with durable co-polymer material which is easy to clean and maintain.
- Wipe down surfaces after each shift with a multi-purpose cleaner or disinfectant using a microfiber cloth.
- For deep cleaning, the Alpha Workstation components can be removed separately.

Equodose Mobile Microfiber Charging System

- The Equodose Mobile Microfiber Charging System is made with durable co-polymer and other materials which make it easy to clean and maintain.
- The sealed tank system enables leftover cleaning solution to be stored in the tank. However, from time-to-time, a more in-depth cleaning should be performed.



TANK MAINTENANCE:

Periodically, rinse the Equodose tank with water and wipe with microfiber cloth.

Wipe with a microfiber cloth the feed valve, located at the bottom of the tank.

Air dry the tank upside down.



PUMP MAINTENANCE:

After removing the tank, the pump mechanism is exposed. Periodically, use a mini-brush to clean the valve and wipe all internal surfaces with a microfiber cloth.



OVERALL MAINTENANCE:

To keep the tank and pump operating smoothly, periodically perform a system flush by filling the tank with water and keeping the lever depressed until the tank is empty.

Biofilm can form in areas that come into contact with cleaning solution. Therefore, it is beneficial to rinse the tank with a product which is formulated to eliminate microbials, such as a bleach solution or quat disinfectant.

*Daily
Usage
Tip*

To promote longevity, it is recommended after each shift to detach the tank from the pump to avoid continuous contact with cleaning solution and let the mechanism air dry. Depress the lever to drain the solution reservoir into the tray. Empty tray and wipe clean.



FILMOP® USA LLC.
13410 Highway 105 West
Conroe, Texas 77304
Toll-Free: 888 741 0707
e-mail: info@filmopusa.com
www.filmopusa.com

